

OFFICE OF THE POLICE & CRIME
COMMISSIONER NORTH WALES

Precept Consultation Survey Report 2022/23

JANUARY 2023

SWYDDFA COMISIYNYDD HEDDLU
A THROSEDD GOGLEDD CYMRU

OFFICE OF THE POLICE & CRIME
COMMISSIONER NORTH WALES

The Precept Consultation Survey for financial year 2023-24 was open between 5 December 2022 and 11 January 2023.

The feedback from responses were used to inform the North Wales Police and Crime Commissioner (PCC)'s discussions with the Chief Constable of North Wales Police in proposing the precept to the Police and Crime Panel for North Wales for approval. The precept is the part of the Council Tax which pays for policing across North Wales.

The public's views were important in assisting the PCC to determine the budget for 2023-24, specifically by how much the precept should increase.

The total survey responses are as follows:

English survey: 1026

Welsh survey: 14

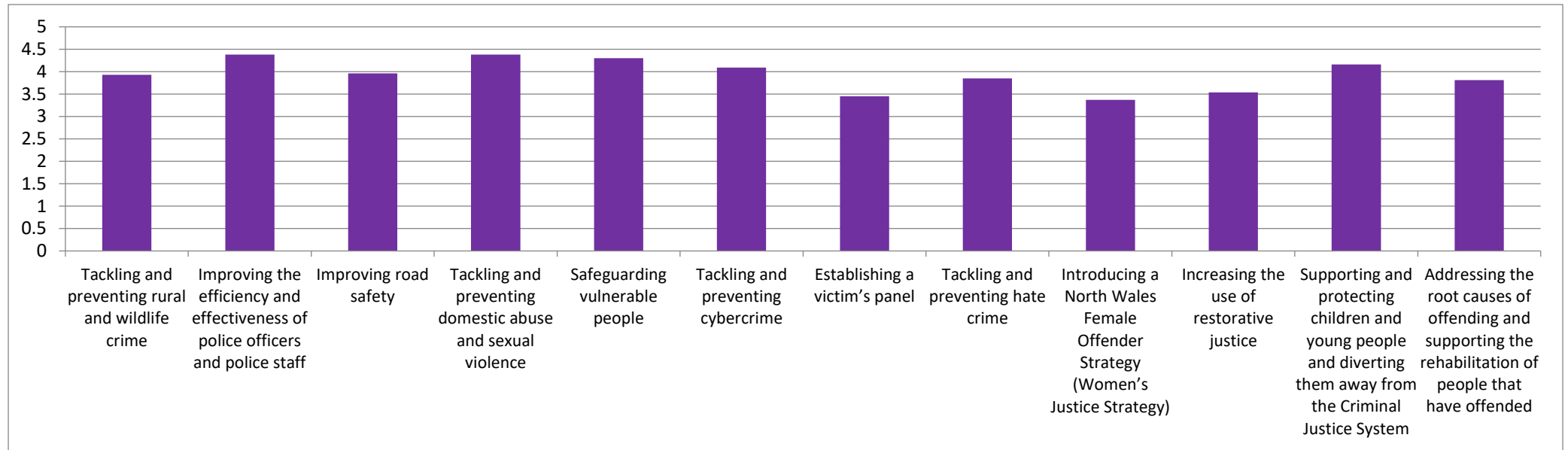
The number of responses received for our 2022-23 survey is considerably higher than the previous year, accounting to a 436% increase in responses compared to the **238** responses received for the 2021-22 survey.

The reasons that may have contributed to this increase in responses, include the extensive promotion of the survey carried out by the office, as well as current factors in people's lives and in the news, such as the increase in the cost of living.

The office ensured that the survey was accessible in several formats. The survey was published online via the SurveyMonkey platform and paper copies were distributed in libraries, police stations and some leisure centres across North Wales, as well as available on request to be sent to recipients' addresses. It was also shared by community groups and via North Wales Police's Community Alert initiative. A total of **33** paper copy responses of the survey were submitted.

In addition, the survey was also promoted during public consultation or events attended by the PCC and OPCC staff.

Question - Do you agree with the priorities outlined within the Police & Crime Plan?



	Strongly Disagree	Disagree	Neutral	Agree	Strongly Agree	I Don't Know	Weighted Average
Tackling and preventing rural and wildlife crime	3.27% 34	6.06% 63	15.38 160	42.69 444	30.29% 315	2.31% 24	3.93
Improving the efficiency and effectiveness of police officers and police staff	2.60% 27	1.92% 20	7.69 80	29.23 304	56.54% 588	2.02% 21	4.38
Improving road safety	3.46% 36	5.87% 61	17.69 184	35.58 370	35.77% 372	1.63% 17	3.96
Tackling and preventing domestic abuse and sexual violence	1.83% 19	1.73% 18	7.69 80	32.98 343	53.27% 554	2.50% 26	4.38
Safeguarding vulnerable people	2.12% 22	2.21% 23	9.13 95	34.23 356	49.23% 512	3.08% 32	4.3
Tackling and preventing cybercrime	2.40% 25	5.00% 52	12.31 128	39.90 415	37.98% 395	2.40% 25	4.09
Establishing a victim's panel	6.73% 70	10.29% 107	30.29 315	29.04 302	18.46% 192	5.19% 54	3.45
Tackling and preventing hate crime	5.38% 56	5.10% 53	18.46 192	39.33 409	29.81% 310	1.92% 20	3.85
Introducing a North Wales Female Offender Strategy (Women's Justice Strategy)	9.62% 100	10.19% 106	29.33 305	26.06 271	18.94% 197	5.87% 61	3.37
Increasing the use of restorative justice	6.44% 67	10.10% 105	25.67 267	30.96 322	21.35% 222	5.48% 57	3.54
Supporting and protecting children and young people and diverting them away from the Criminal Justice System	3.27% 34	3.37% 35	12.79 133	32.40 337	45.19% 470	2.98% 31	4.16
Addressing the root causes of offending and supporting the rehabilitation of people that have offended	4.71% 49	8.46% 88	17.79% 185	35.10 365	30.38% 316	3.56% 37	3.81

The first question of our survey stated how it is important for the PCC to understand and frequently assess the crime experienced in North Wales and regularly evaluate whether the priorities continue to meet the need and the demand for policing services.

The question asked respondents to evaluate the PCC's priorities, as published in the [2021-24 Police & Crime Plan](#).

The platform we used for the survey, SurveyMonkey, utilises a weighted average for responses to this question. A weighted average is:

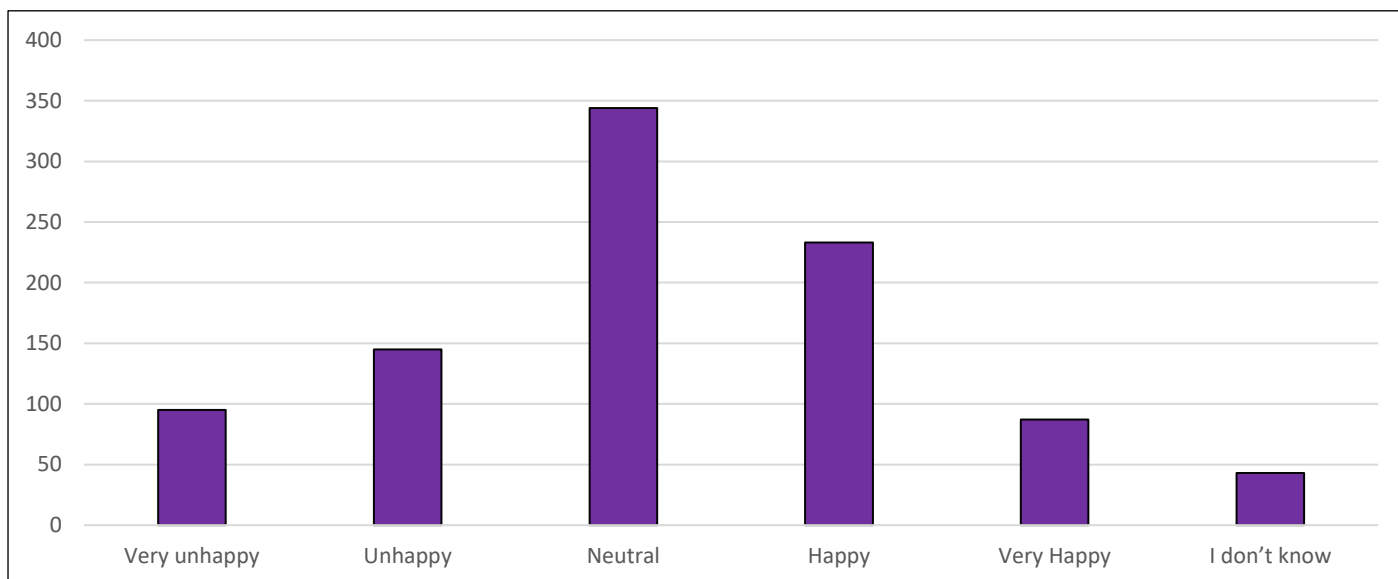
“An effective way to measure respondent sentiment is by assigning numbers to each answer option in a question— referred to as weighting a question. Once your survey responses come back, you can use the numbers to understand how respondents feel and how attached they are to their opinions.” ([Weighting survey questions for healthy data | SurveyMonkey](#))

Any responses selecting 'I don't know' as an answer option were not counted into the weighted average.

Responses for this question demonstrated how:

- Opinion across the board were similar in nature with strong agreement for the priorities of *Improving the efficiency and effectiveness of police officers and police staff (4.38 weighted average)* and *tackling and preventing domestic abuse and sexual violence (4.38 weighted average)* and *Supporting and protecting children and young people and diverting them away from the Criminal Justice System (4.16 weighted average)*
 - Responses were less favourable towards the *Introducing a North Wales Female Offender Strategy (Women's Justice Strategy)* priority **(3.37 weighted average)**
-

Question - Are you happy or unhappy with the way that the Police & Crime Commissioner is consulting with you?



Answer Choices	Responses	
Very unhappy	10.03%	95
Unhappy	15.31%	145
Neutral	36.33%	344
Happy	24.60%	233
Very Happy	9.19%	87
I don't know	4.54%	43
	Answered	797
	Skipped	243

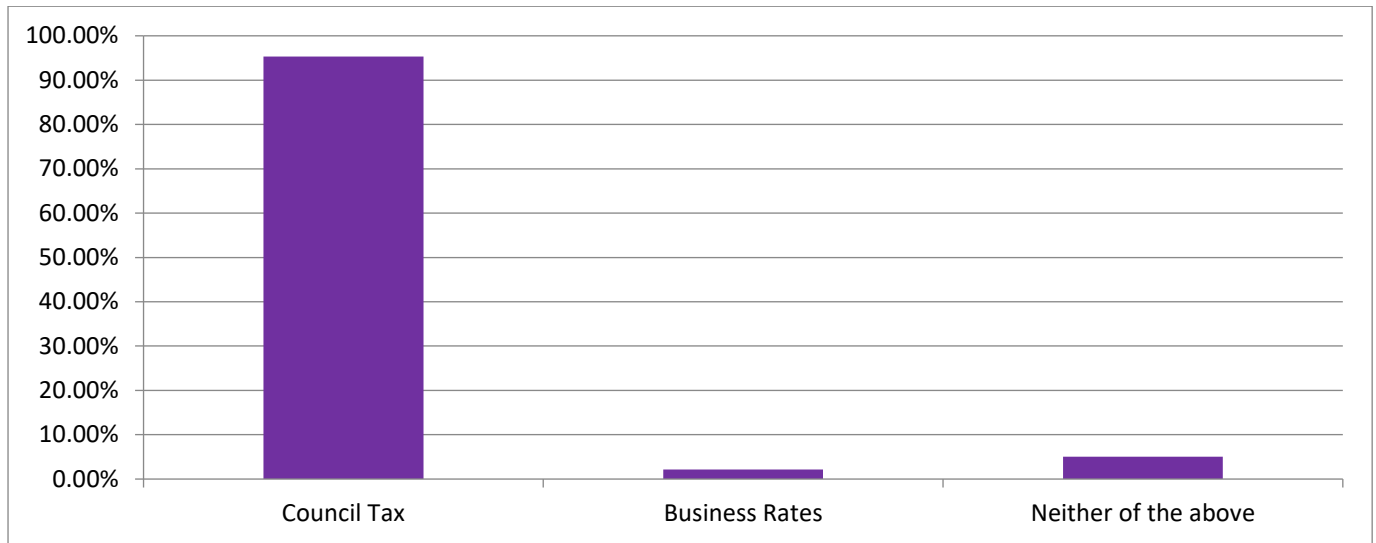
In this question, respondents were asked to state how they felt about the way the PCC consulted with them as members of the public.

The results demonstrate how the majority (36.33%) of respondents had a neutral opinion while 33.79% stating they were pleased with the PCC’s consultation methods.

As part of this question, respondents were also asked to explain their answer and provide a comment on the option they chose. The feedback received in this section outlined:

- That completing our survey was the first time they had either encountered or completed any engagement exercise from the PCC.
- How respondents were kept abreast of the OPCC developments through news and social media and that the survey had been accessed through Facebook, Twitter and the Force’s Community Alert app.
- How praise was given on the format and ease of access of the survey and appreciation was given for the invitation to share responses.

Question - Do you pay Council Tax or Business Rates?



Answer Choices	Responses	
Council Tax	95.33%	837
Business Rates	2.16%	19
Neither of the above	5.01%	44
	Answered	878
	Skipped	162

This question was included to identify the number of both Council Tax and Business Rate payers answering the survey. There was a far higher proportion of Council Taxpayers as opposed to Business Rate Payers, as demonstrated in the above table.

As expected, the majority of respondents answered that they were Council Tax bill payers, with percentage splits on this question's response proving comparable to results from previous precept survey results.

Question - Please could you indicate what level of council tax increase you would choose for 2023/24.



Answer Choices	Responses	
19 pence per week (3.16% or £10 per year) – This would result in the Police and Crime Commissioner needing to find approximately £2.4m in cuts, in addition to those already identified.	41.46%	364
23 pence per week (3.79% or £12.00 per year) – This would result in the Police and Crime Commissioner needing to find approximately £1.8m in cuts, in addition to those already identified.	6.15%	54
27 pence per week (4.42% or £14 per year) – This would result in the Police and Crime Commissioner needing to find approximately £1.3m in cuts, in addition to those already identified.	6.26%	55
31 pence per week (5.05% or £16 per year) – This would result in the Police and Crime Commissioner needing to find approximately £0.7m in cuts, in addition to those already identified.	6.49%	57
35 pence per week (5.68% or £18 per year) – This would enable the Police and Crime Commissioner to present a balanced budget, but with nothing remaining to fund additional services.	39.64%	348
	Answered	878
	Skipped	162

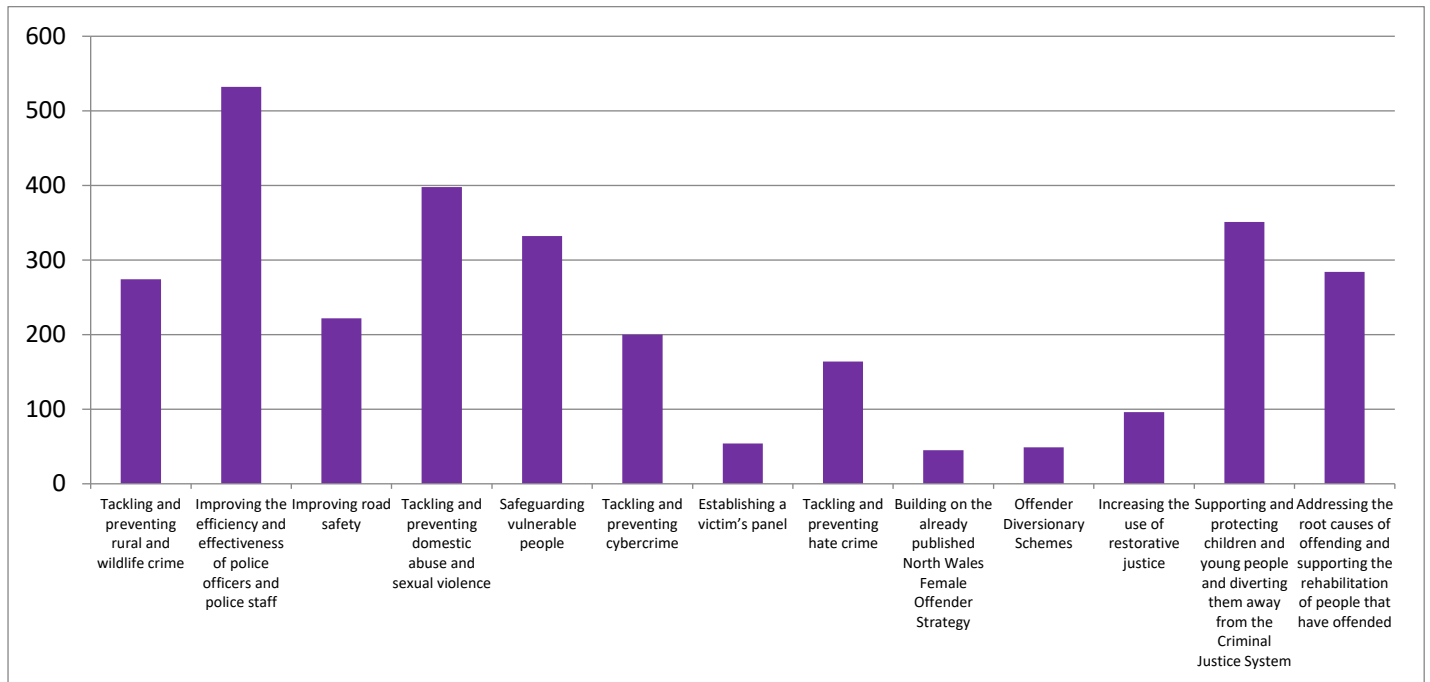
This question provided five different options for an increase in Council Tax which resulted in over 41% of respondents requesting an increase of 19 pence per week, the lowest increase option, and over 39% requesting an increase of 35 pence per week, the highest increase option.

The responses from this question helped form the basis for evaluation for the Commissioner’s precept proposal to the Police and Crime Panel.

In the open-ended question asking respondents to state their reasoning for their answer, it was identified that:

- Many responses referenced the ongoing cost of living crisis as their rationale for their answer choices.
- Other responses praised the work of the police and opted for a higher increase to enable the continued work of the Force with a balanced budget.

Question - If government funding is as we have assumed and council tax were to increase by more than 31 pence per week, this would provide funding for additional service improvements. If you were the Police and Crime Commissioner, where would you choose to invest this additional funding?



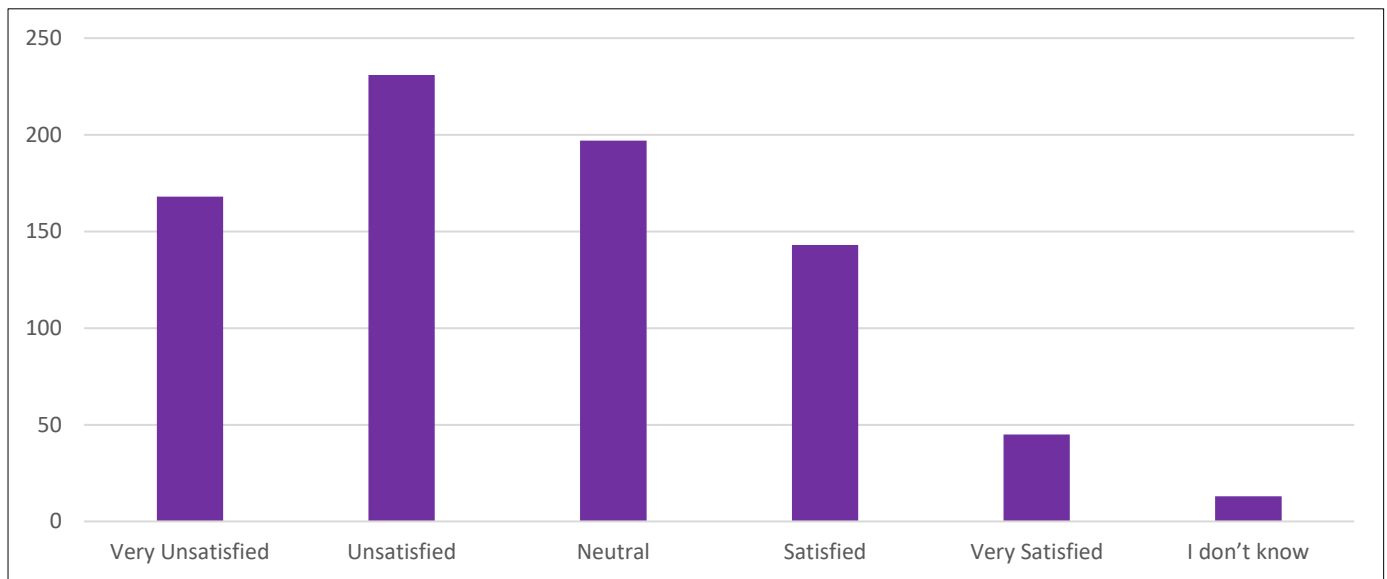
Answer Choices	Responses
Tackling and preventing rural and wildlife crime	274
Improving the efficiency and effectiveness of police officers and police staff	532
Improving road safety	222
Tackling and preventing domestic abuse and sexual violence	398
Safeguarding vulnerable people	332
Tackling and preventing cybercrime	200
Establishing a victim's panel	54
Tackling and preventing hate crime	164
Building on the already published North Wales Female Offender Strategy	45
Offender Diversionary Schemes	49
Increasing the use of restorative justice	96
Supporting and protecting children and young people and diverting them away from the Criminal Justice System	351
Addressing the root causes of offending and supporting the rehabilitation of people that have offended	284
Answered	803
Skipped	237

In this question, respondents were asked to evaluate which of the PCC's priorities they would like to see additional funding allocated to, **if council tax were to increase by more than 31 pence per week.**

Respondents were asked to choose 5 options from the total 13 priority options.

Improving the efficiency and effectiveness of police officers and police staff and tackling and preventing domestic abuse and sexual violence were the most dominant options, with 532 and 398 votes respectively.

Are you satisfied with the level of policing offered by North Wales Police in your neighbourhood or community?



Answer Choices	Responses	
Very Unsatisfied	21.08%	168
Unsatisfied	28.98%	231
Neutral	24.72%	197
Satisfied	17.94%	143
Very Satisfied	5.65%	45
I don't know	1.63%	13
	Answered	797
	Skipped	243

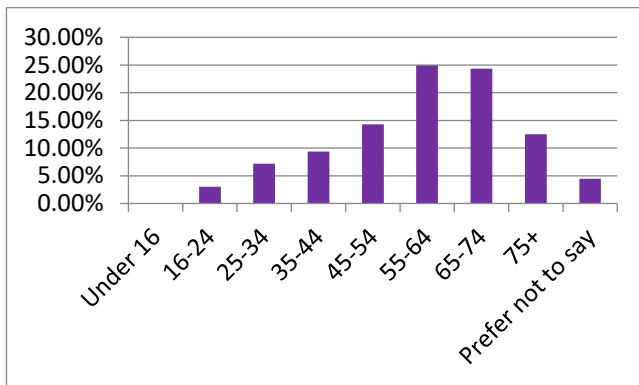
In this question, the majority of respondents stated they were unsatisfied with, or had a neutral response on the level policing offered by North Wales Police.

Respondents were once again asked to explain their answer choice through a comment box, with the feedback received stating:

- That a number of respondents were disappointed with resource levels, including the lack of police presence in their communities or how police stations and buildings had closed in their areas.
- Policing response times were criticised, with some responses sharing their personal accounts on waiting times for policing and updates on individual cases.
- Praise was given to PCSOs for their support in communities and the use of social media for communicating messaging from police officers.

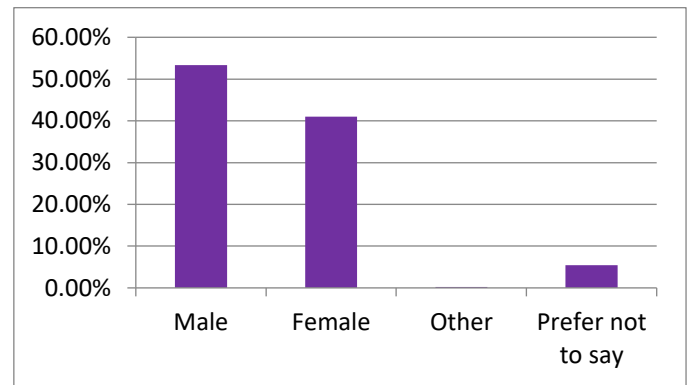
Closing questions

What age were you on your last birthday?



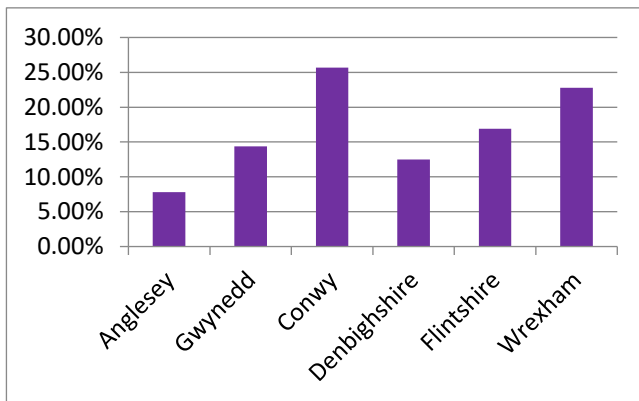
Answer Choices	Responses
Under 16	0.00% 0
16-24	3.00% 25
25-34	7.19% 60
35-44	9.35% 78
45-54	14.27% 119
55-64	24.94% 208
65-74	24.34% 203
75+	12.47% 104
Prefer not to say	4.44% 37
Answered	834
Skipped	206

How would you describe your Gender?



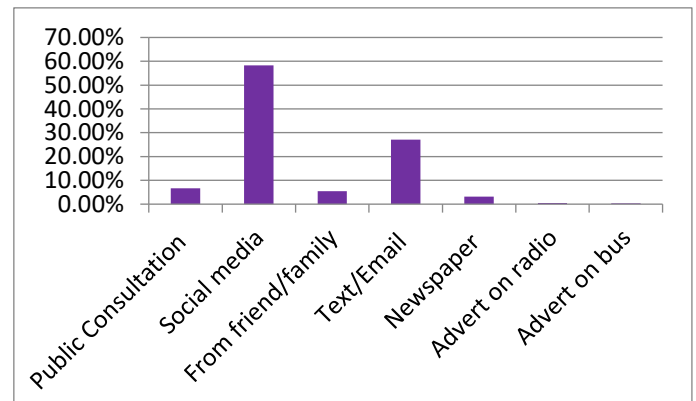
Answer Choices	Responses
Male	53.36% 445
Female	41.01% 342
Other	0.24% 2
Prefer not to say	5.40% 45
Answered	834
Skipped	206

Which county do you live in?



Answer Choices	Responses
Anglesey	7.79% 65
Gwynedd	14.39% 120
Conwy	25.66% 214
Denbighshire	12.47% 104
Flintshire	16.91% 141
Wrexham	22.78% 190
Answered	834
Skipped	206

How did you hear about this survey?



Answer Choices	Responses
Public Consultation	6.71% 56
Social media	58.27% 486
From friend/family	5.40% 45
Text/Email	27.10% 226
Newspaper	3.12% 26
Advert on radio	0.48% 4
Advert on bus	0.36% 3
Answered	834
Skipped	206