

OFFICE OF THE POLICE & CRIME  
COMMISSIONER NORTH WALES

# Precept Consultation Survey Report 2024-25

January 2024

SWYDDFA **COMISIYNYDD HEDDLU**  
**A THROSEDD** GOGLEDD CYMRU

OFFICE OF THE **POLICE & CRIME**  
**COMMISSIONER** NORTH WALES

The Precept Consultation Survey for financial year 2024-25 was open between 27 November 2023 to 7 January 2024.

The feedback from responses were used to inform the North Wales Police and Crime Commissioner (PCC)'s discussions with the Chief Constable of North Wales Police in proposing the precept to the Police and Crime Panel for North Wales for approval. The precept is the part of the Council Tax which pays for policing across North Wales.

The public's views were important in assisting the PCC to determine the budget for 2024-25, specifically by how much the precept should increase.

The total survey responses are as follows:

**English survey: 1525**

**Welsh survey: 39**

**TOTAL: 1564**

The total number of responses received for our 2024-25 survey is considerably higher than the previous year, accounting to a **50.38%** increase in responses compared to the **1040** responses received for the 2023-24 survey.

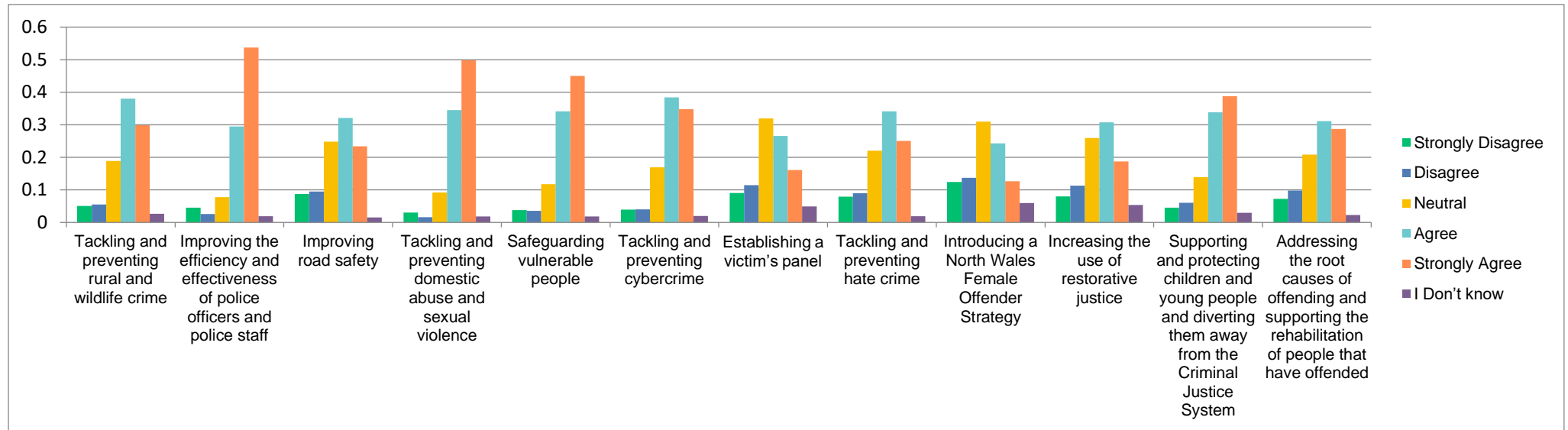
The reasons that may have contributed to this increase in responses, include the extensive promotion of the survey carried out by the office as well as current factors in people's lives and in the news, such as the increase in the cost of living.

The survey was extensively advertised across multiple channels to ensure wide reach and participation from the target audience. A promotional digivan visited several towns in the counties of Anglesey and Gwynedd raising awareness about the survey. Additionally, advertising sites were utilised in Wrexham, Rhyl, Colwyn Bay, and Bangor to further promote the survey. Social media platforms were also leveraged to advertise the survey and encourage online participation.

The office ensured that the survey was accessible in several formats. The survey was published online via the SurveyMonkey platform and paper copies were distributed in libraries, police stations and some leisure centres across North Wales, as well as available on request to be sent to recipients' addresses. It was also shared by community groups and via North Wales Police's Community Alert initiative. A total of **33** paper copy responses of the survey were submitted.

In addition, the survey was also promoted during public consultation or events attended by the PCC and OPCC staff.

## Question - Do you agree with the priorities outlined within the Police & Crime Plan?



	Strongly Disagree	Disagree	Neutral	Agree	Strongly Agree	I Don't know						
Tackling and preventing rural and wildlife crime	5.07%	78	5.52%	85	18.91%	291	38.01%	585	29.82%	459	2.66%	41
Improving the efficiency and effectiveness of police officers and police staff	4.55%	70	2.60%	40	7.80%	120	29.45%	453	53.71%	826	1.89%	29
Improving road safety	8.76%	133	9.48%	144	24.82%	377	32.06%	487	23.37%	355	1.51%	23
Tackling and preventing domestic abuse and sexual violence	3.05%	47	1.62%	25	9.16%	141	34.50%	531	49.84%	767	1.82%	28
Safeguarding vulnerable people	3.78%	58	3.58%	55	11.72%	180	34.11%	524	44.99%	691	1.82%	28
Tackling and preventing cybercrime	3.91%	60	4.04%	62	16.89%	259	38.42%	589	34.77%	533	1.96%	30
Establishing a victim's panel	9.01%	138	11.42%	175	31.98%	490	26.57%	407	16.12%	247	4.90%	75
Tackling and preventing hate crime	7.94%	122	8.98%	138	22.07%	339	34.11%	524	25.00%	384	1.89%	29
Introducing a North Wales Female Offender Strategy	12.42%	190	13.73%	210	30.98%	474	24.31%	372	12.61%	193	5.95%	91
Increasing the use of restorative justice	7.98%	122	11.31%	173	25.90%	396	30.74%	470	18.71%	286	5.36%	82
Supporting and protecting children and young people and diverting them away from the Criminal Justice System	4.55%	70	6.05%	93	13.91%	214	33.81%	520	38.75%	596	2.93%	45
Addressing the root causes of offending and supporting the rehabilitation of people that have offended	7.25%	111	9.80%	150	20.85%	319	31.11%	476	28.69%	439	2.29%	35

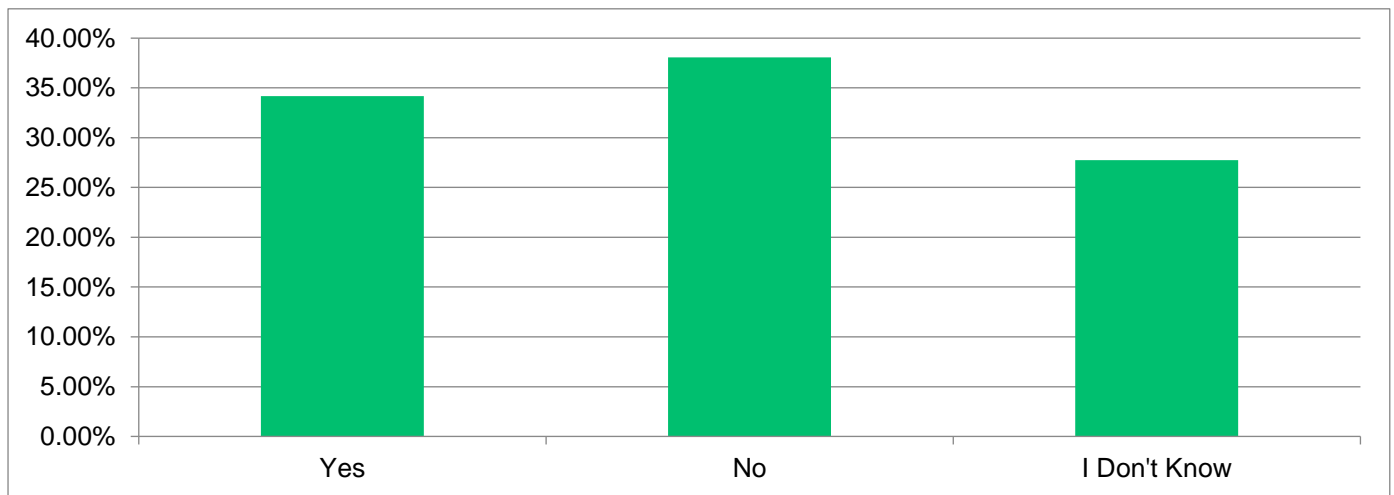
The first question of our survey stated how it is important for the PCC to understand and frequently assess the crime experienced in North Wales and regularly evaluate whether the priorities continue to meet the need and the demand for policing services.

The question asked respondents to evaluate the PCC's priorities, as published in the [2021-24 Police & Crime Plan](#).

Responses for this question demonstrated how:

- Opinion across the board were similar in nature with strong agreement for the priorities of *Improving the efficiency and effectiveness of police officers and police staff* and *tackling and preventing domestic abuse and sexual violence* and *Supporting and protecting children and young people and diverting them away from the Criminal Justice System*
  - Responses were less favourable towards the *Introducing a North Wales Female Offender Strategy (Women's Justice Strategy)* and *Establishing a victim's panel* priorities.
-

**Question - Are you happy or unhappy with the way that the Police & Crime Commissioner is consulting with you?**



Answer Choices	Responses	
Yes	34.17%	517
No	38.07%	576
I Don't Know	27.76%	420
<b>Answered</b>		<b>1513</b>

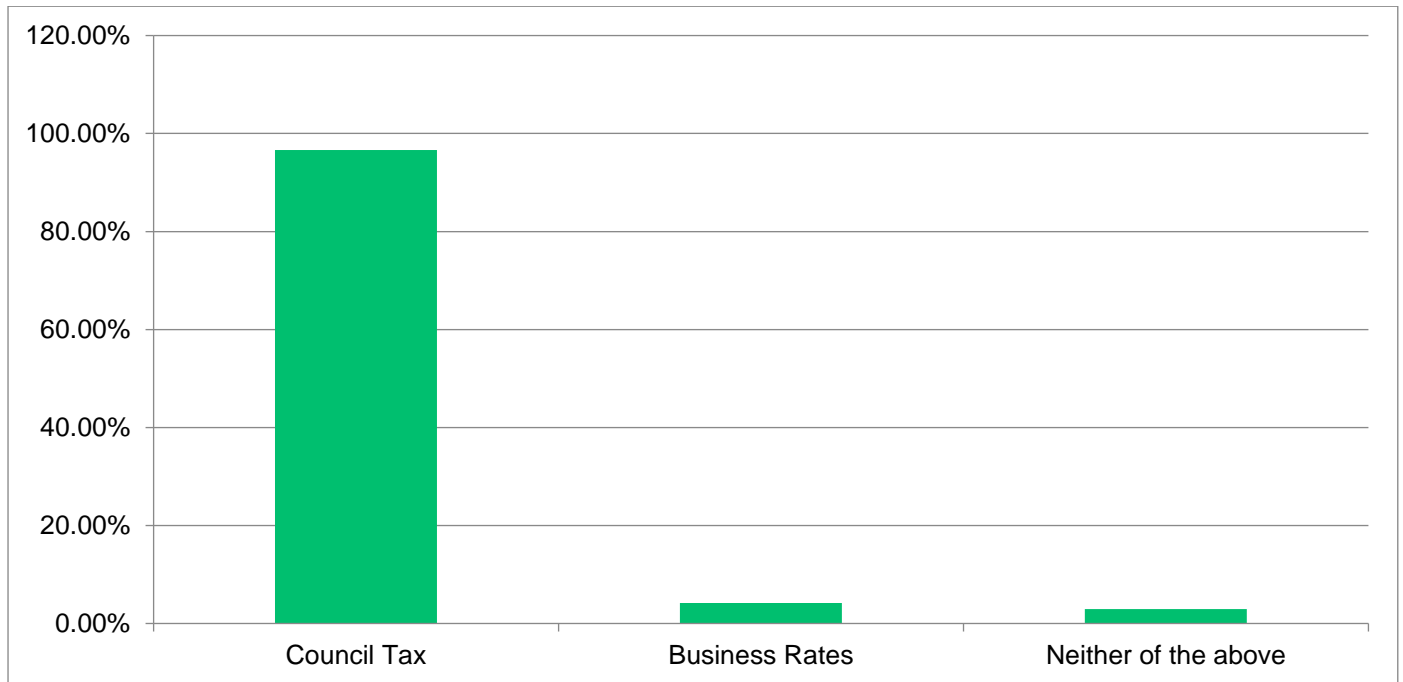
In this question, respondents were asked to state how they felt about the way the PCC consulted with them as members of the public.

The results demonstrate how 38.07% of respondents had a negative opinion while 34.17% of respondents stating they were pleased with the PCC’s consultation methods.

As part of this question, respondents were also asked to explain their answer and provide a comment on the option they chose. The feedback received in this section outlined:

- How respondents were kept abreast of the OPCC developments online and that the survey had been accessed through social media
- How respondents had been kept abreast of OPCC news through the media
- How praise was given on the format and ease of access of the survey and appreciation was given for the invitation to share responses.

## Question - Do you pay Council Tax or Business Rates?

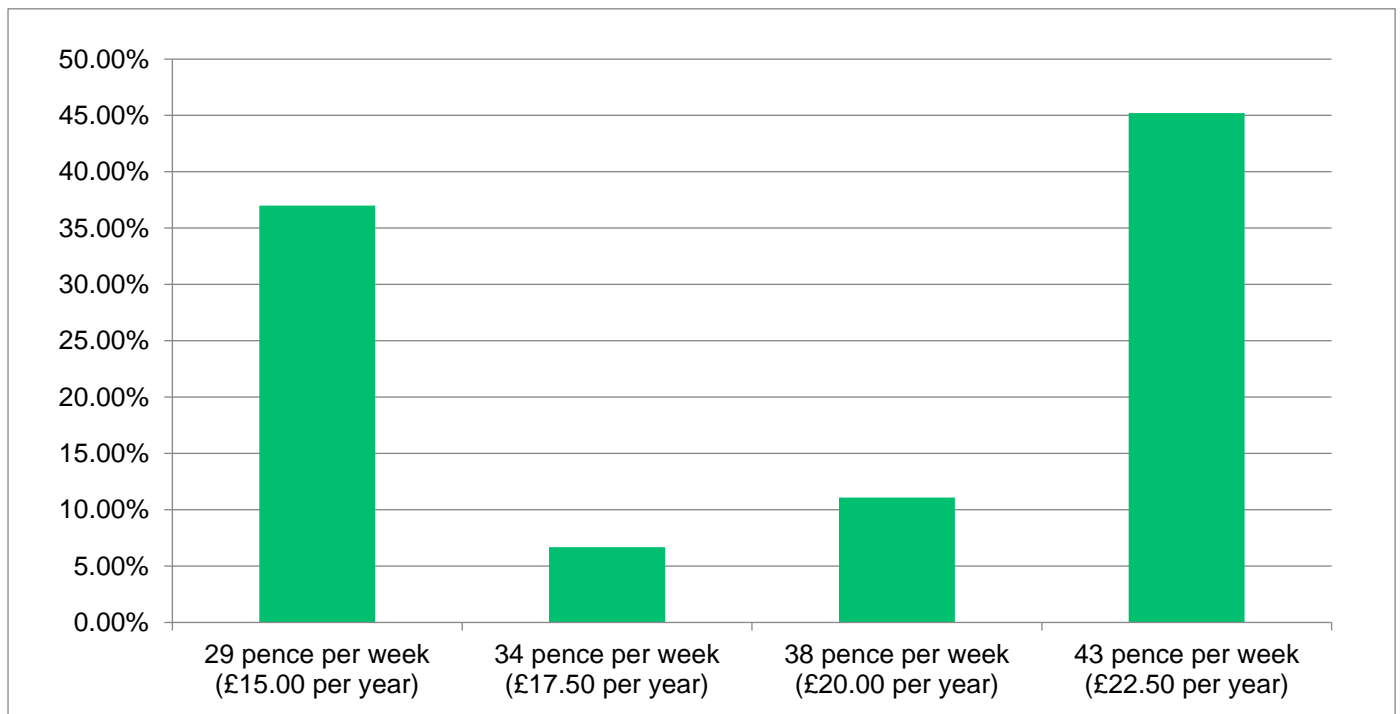


Answer Choices	Responses	
Council Tax	96.63%	1492
Business Rates	4.15%	64
Neither of the above	2.91%	45
	<b>Answered</b>	<b>1601</b>
	<b>Skipped</b>	<b>20</b>

This question was included to identify the number of both Council Tax and Business Rate payers answering the survey. There was a far higher proportion of Council Taxpayers as opposed to Business Rate Payers, as demonstrated in the above table.

As expected, the majority of respondents answered that they were Council Tax bill payers, with percentage splits on this question's response proving comparable to results from previous precept survey results.

**Question - Please could you indicate what level of council tax increase you would choose for 2024-25.**



Answer Choices	Responses	
29 pence per week (£15.00 per year)	36.99%	503
34 pence per week (£17.50 per year)	6.69%	91
38 pence per week (£20.00 per year)	11.10%	151
43 pence per week (£22.50 per year)	45.22%	615
	<b>Answered</b>	<b>1360</b>
	<b>Skipped</b>	<b>204</b>

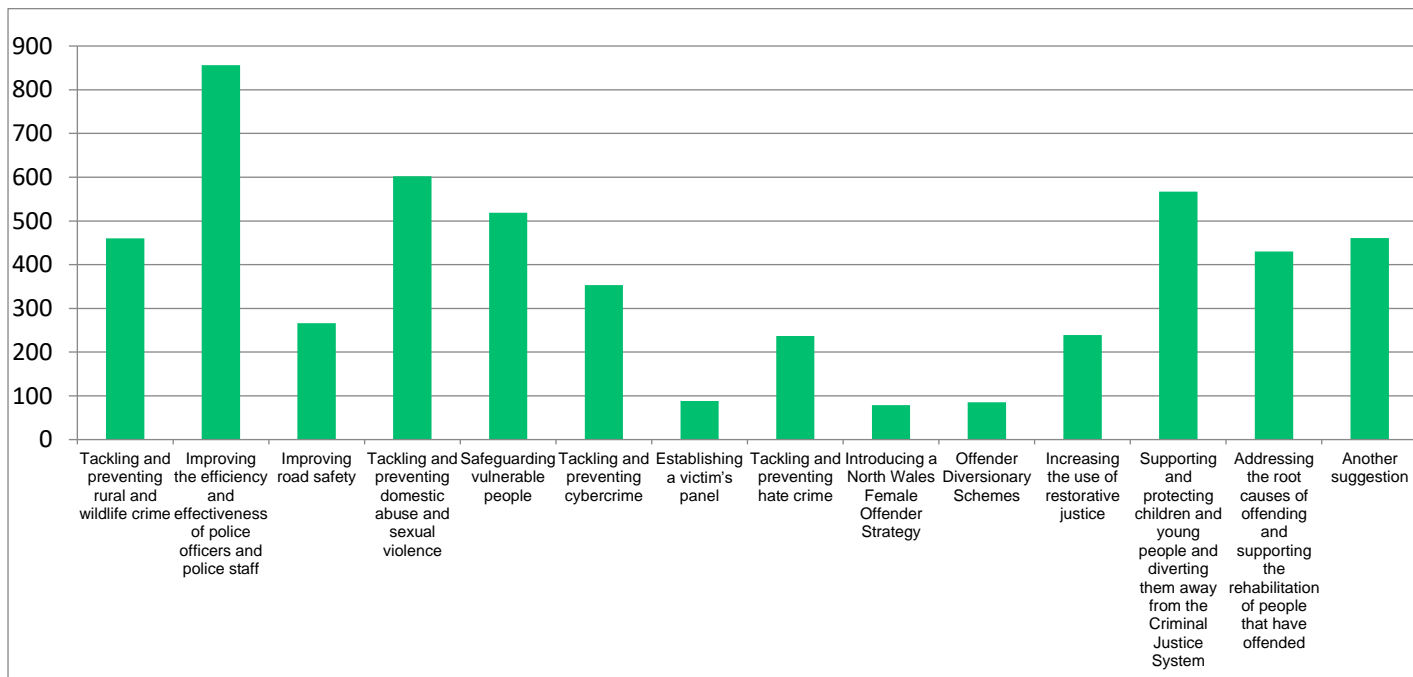
This question provided four different options for an increase in Council Tax which resulted in 36% of respondents requesting an increase of 29 pence per week, the lowest increase option, and 45% requesting an increase of 43 pence per week, the highest increase option.

The responses from this question helped form the basis for evaluation for the Commissioner’s precept proposal to the Police and Crime Panel.

In the open-ended question asking respondents to state their reasoning for their answer, it was identified that:

- Many responses referenced the ongoing cost of living crisis as their rationale for their answer choices.
- Other responses praised the work of the police and opted for a higher increase to enable the continued work of the Force with a balanced budget.

**Question - If government funding is as we have assumed and council tax were to increase by 43p pence per week, this would provide funding for additional service improvements. If you were the Police and Crime Commissioner, where would you choose to invest this additional funding? Choose up to 5 options from the list below.**



Answer Choices	Responses
Tackling and preventing rural and wildlife crime	460
Improving the efficiency and effectiveness of police officers and police staff	856
Improving road safety	266
Tackling and preventing domestic abuse and sexual violence	602
Safeguarding vulnerable people	519
Tackling and preventing cybercrime	353
Establishing a victim's panel	88
Tackling and preventing hate crime	237
Introducing a North Wales Female Offender Strategy	79
Offender Diversionary Schemes	85
Increasing the use of restorative justice	239
Supporting and protecting children and young people and diverting them away from the Criminal Justice System	567
Addressing the root causes of offending and supporting the rehabilitation of people that have offended	430
Another suggestion	461

In this question, respondents were asked to evaluate which of the PCC's priorities they would like to see additional funding allocated to, **if council tax were to increase by more than 43 pence per week.**

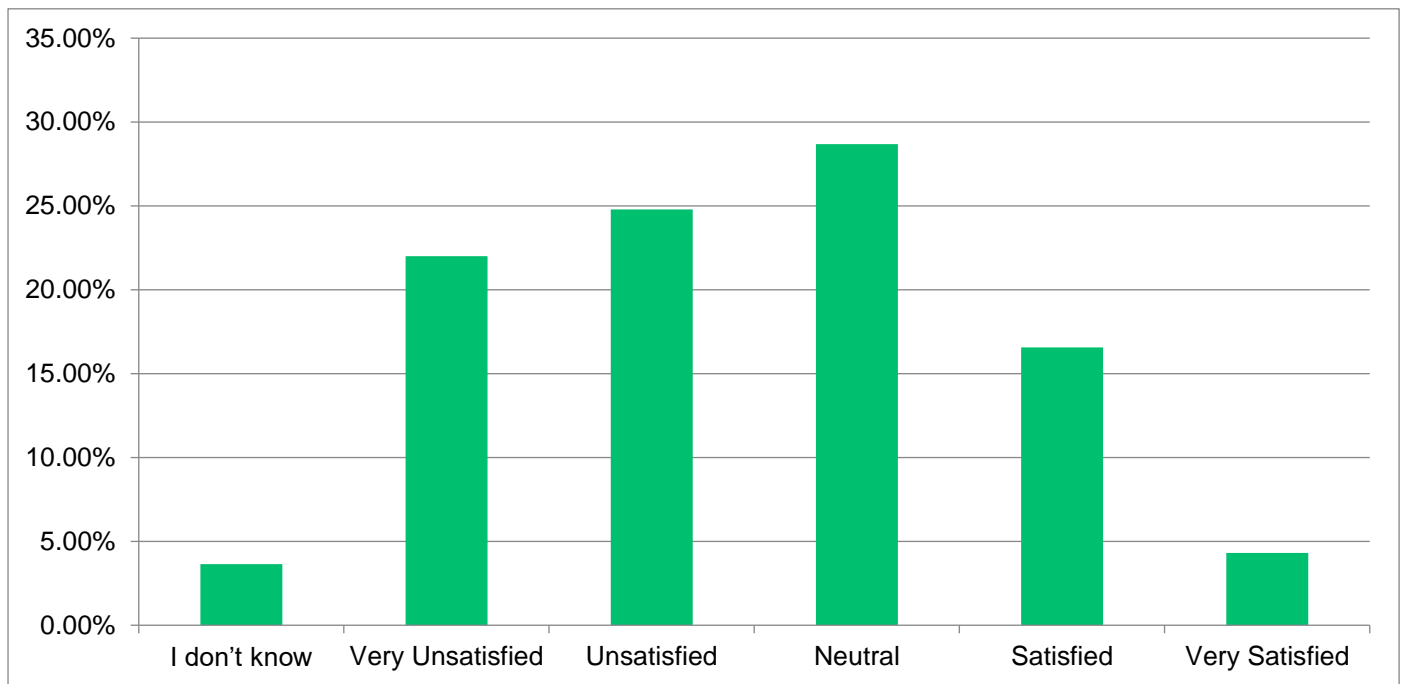
Respondents were asked to choose 5 options from the total 13 priority options.

*Improving the efficiency and effectiveness of police officers and police staff and tackling and preventing domestic abuse and sexual violence were the most dominant options, with 856 and 602 votes respectively.*

Many respondents selected the 'another suggestion' option (461) with the comments received for this question highlighting increased policing visibility, deterring antisocial behaviour and tackling organised crime.



**Are you satisfied with the level of policing offered by North Wales Police in your neighbourhood or community?**



Answer Choices	Responses	
I don't know	3.64%	55
Very Unsatisfied	22.00%	335
Unsatisfied	24.78%	382
Neutral	28.69%	443
Satisfied	16.57%	259
Very Satisfied	4.31%	68
	<b>Answered</b>	<b>1542</b>
	<b>Skipped</b>	<b>22</b>

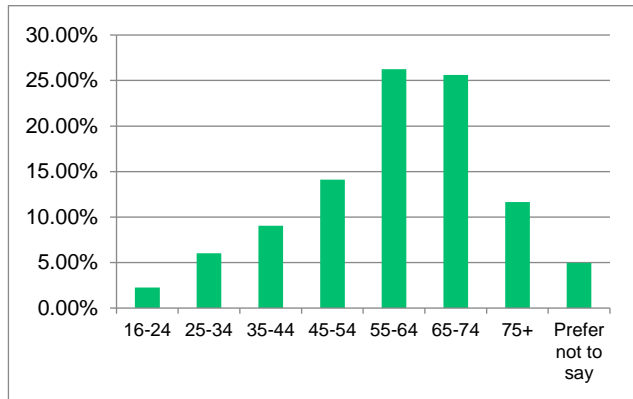
In this question, many respondents stated they were unsatisfied with, or had a neutral response on the level policing offered by North Wales Police.

Respondents were once again asked to explain their answer choice through a comment box, with the feedback received stating:

- That a number of respondents were disappointed with resource levels, including the lack of police presence in their communities.
- Policing response times were criticised, with some responses sharing their personal accounts on waiting times for policing and updates on individual cases – especially in relation to antisocial behaviour incidents.

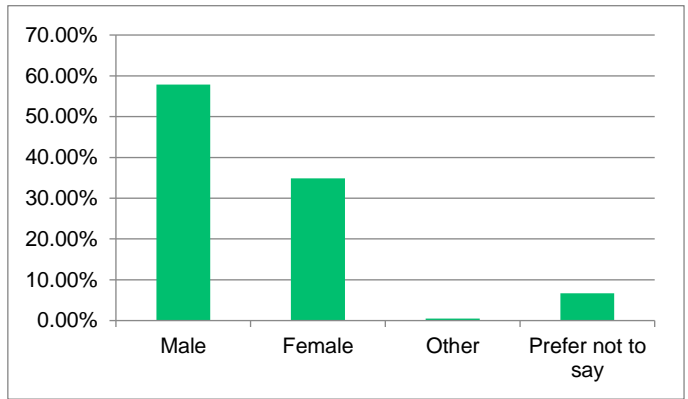
## Closing questions

### What age were you on your last birthday?



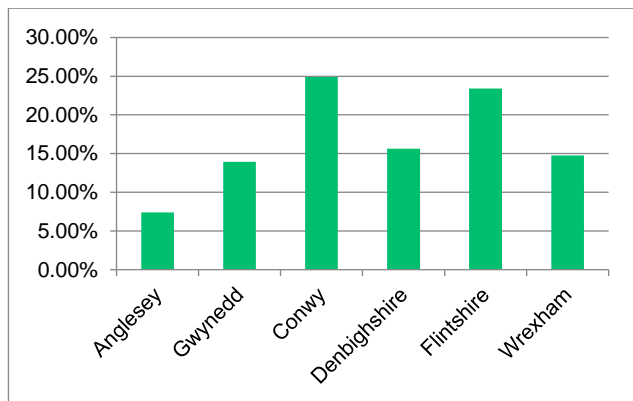
Answer Choices	Responses	Count
16-24	2.26%	35
25-34	6.02%	93
35-44	9.06%	140
45-54	14.10%	218
55-64	26.26%	406
65-74	25.61%	396
75+	11.64%	180
Prefer not to say	4.98%	77
<b>Answered</b>		<b>1545</b>
<b>Skipped</b>		<b>18</b>

### How would you describe your Gender?



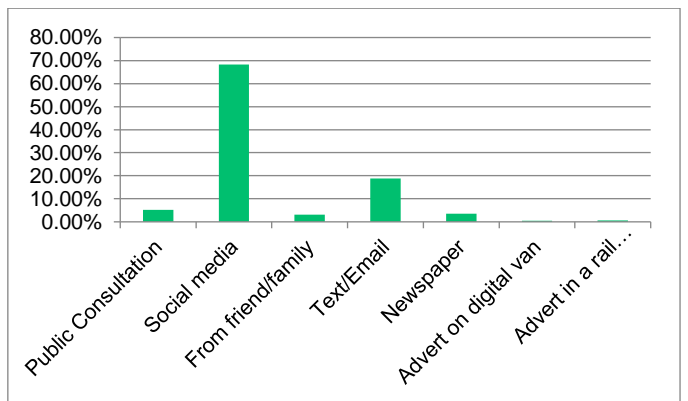
Answer Choices	Responses	Count
Male	57.89%	888
Female	34.88%	535
Other	0.52%	8
Prefer not to say	6.71%	103
<b>Answered</b>		<b>1534</b>
<b>Skipped</b>		<b>30</b>

### Which county do you live in?



Answer Choices	Responses	Count
Anglesey	7.39%	114
Gwynedd	13.93%	215
Conwy	24.89%	384
Denbighshire	15.62%	241
Flintshire	23.40%	361
Wrexham	14.78%	228
<b>Answered</b>		<b>1543</b>
<b>Skipped</b>		<b>21</b>

### How did you hear about this survey?



Answer Choices	Responses	Count
Public Consultation	5.20%	82
Social media	68.27%	1076
From friend/family	3.11%	49
Text/Email	18.85%	297
Newspaper	3.49%	55
Advert on digital van	0.44%	7
Advert in a rail station or shopping centre	0.63%	10
<b>Answered</b>		<b>1576</b>
<b>Skipped</b>		<b>18</b>